

Questionnaire Detail

Kennesaw State University

Annual Statistical Report and Interim Progress Report submission for 2019 
Report has been submitted 1 times. Report was last submitted on 12/5/2019 4:35:10 PM.
PART I - ANNUAL STATISTICAL REPORT

Section A SECTION A. INSTITUTIONAL CHARACTERISTICS

This section captures aggregated information about the home institution for each architecture program. Wherever possible, this information should be the same as that reported by the institution to IPEDS in its most recent Institutional Characteristics report or Completion report.

1. Program Contact Information

Institution Name: Kennesaw State University

Academic Unit: Department of Architecture

Address:
1100 South Marietta Parkway Main Office Rm 120 Building N Architecture
Marietta, GA 30060-2896

Architecture Program Tel. No: 470.578.7253

Architecture Program School Fax No: 470.578.9242

Architecture Program School URL: <http://cacm.kennesaw.edu/architecture/index.php> whose programs and

NAAB Region: Mid Atlantic **Public:** An educational institution activities are operated by publicly elected or appointed school officials and which is

supported primarily by public funds.

Private not-for-profit: A private institution in which the individual(s) or agency in control receives no compensation, other than wages, rent, or other expenses for the assumption of risk. These include both independent not-for-profit schools and those affiliated with a religious organization.

Private for-profit: A private institution in which the individual(s) or agency in control receives compensation other than wages, rent, or other expenses for the assumption of risk.

Public 

3. Carnegie Classification

a. Basic Classification

Undergraduate Instructional Program Southern Association of Colleges and Schools (SACS) 

Bal/SGC: Balanced arts & sciences/professions, some graduate coexistence

Graduate Instructional Program: Doc/Prof: Doctoral, professions dominant

Size and Setting
L4/NR: Large four-year, primarily nonresidential Mid Atlantic 

2. Institution Type: Using the definitions below, please select the appropriate Institution Type that matches that of your institution.

In order to modify your organization information please contact NAAB via E-mail at forum@naab.org.

Public: An educational institution activities are operated by publicly elected or appointed school officials and which is

4. Which regional accreditation agency accredits your institution?

5. In which ACSA region is the institution located?

Questions 6, 7, and 8 regarding Contact Information.

6. Who has direct administrative responsibility for the architecture program?

Name Dr. Tony Rizzuto

Title Chair and Associate Professor

Office Phone Number 470-578- 5485

Fax Number 678 915 7228

Email Address arizzuto@kennesaw.edu

7. To whom should inquiries regarding this questionnaire be addressed?

Name Dr. Tony Rizzuto

Title Chair and Associate Professor

Office Phone Number 470-578-5485

Fax Number 678 915 7228

Email Address arizzuto@kennesaw.edu

8. Who is the administrator responsible for verifying data (and completing IPEDS reports) at your institution?

Name Barbara Hair

Title Institutional Research Analyst & PL/SQL Developer

Office Phone Number (470) 578-3282

Fax Number (470) 578-4881

Email Address bhair@kennesaw.edu

Section B
SECTION B. NAAB-ACCREDITED ARCHITECTURE PROGRAMS

This section captures information about the specific NAAB-accredited degree programs offered by the institution, unless otherwise noted in the instructions.

1. Degree Programs

a. Which NAAB-accredited / candidate degree programs were offered during the last fiscal year?

Note: Choices made in this question will adjust the ARS accordingly.

Accredited

B. Architecture

X 

M. Architecture



D. Architecture



Candidate

B. Architecture



M. Architecture



D. Architecture




b. Did your institution offer any pre-professional architecture degree programs during the last fiscal year?

For pre-professional degrees, if you do not offer any of the ones listed below, please be sure to select "no" or else the system will consider this question left blank and an error message will occur upon submission.


Pre-professional architecture degrees - The term refers to architecturally-focused four-year degrees that are not accredited by NAAB. These degrees have such titles as B.S. in Architecture, B.S. in Architectural Studies, B.A. in Architecture, Bachelor of Environmental Design, or Bachelor of Architectural Studies. The amount of work in architecture in the program may vary from institution to institution and will determine the length of time required to complete the professional program.

No 

Is the articulation agreement for a four-year preprofessional degree? No 

6. Credit hours for completion of each program:

The degree programs listed in this section are dependent on your selection in Section B, Question 1a.


a. Indicate the total number of credit hours taken at your institution to earn each NAAB accredited/candidate degree offered by your institution. 

B. Architecture: 152 

M. Architecture undergraduate (five years, no baccalaureate degree awarded prior): 

M. Architecture Pre-Professional (degree designed for candidates who have a pre-professional degree in architecture):



M. Architecture Non-Pre-Professional (degree designed for candidates who have an undergraduate degree in a discipline other than architecture): 

D. Architecture: 

b. By degree, what is the distribution of credit hours in the following: General Education, Professional, and Electives?

B. Architecture

General Education:

44 

Professional:

91 

Electives:

17 

M. Architecture undergraduate (five years, no baccalaureate degree awarded prior)

General Education:



Professional:



Electives:



M. Architecture Pre-Professional (degree designed for candidates who have a pre-professional degree in architecture)

General Education:



Professional:



Electives:



M. Architecture Non-Pre-Professional (degree designed for candidates who have an undergraduate degree in a discipline other than architecture)

General Education:



Professional:



Electives:



D. Architecture

General Education:



Professional:



Electives:



7. Online classes offered for each program:

a. Indicate whether online classes are offered.

B. Architecture

No

- Percentage of Classes Offered

0

- Online Classes List

- Can the degree be completed online?

M. Architecture

No

- Percentage of Classes Offered

0

- Online Classes List

- Can the degree be completed online?

D. Architecture

No

- Percentage of Classes Offered

0

- Online Classes List

- Can the degree be completed online?

8. Average credit hours per student per term by degree program:

B. Architecture:

15

M. Architecture undergraduate (five years, no baccalaureate degree

awarded prior):

M. Architecture Pre-Professional (degree designed for candidates who have a pre-professional degree in

architecture):

M. Architecture Non-Pre-Professional (degree designed for candidates who have an undergraduate degree in a

discipline other than architecture):

Average credit hours per term for D.

Architecture

9. Is your degree program(s) offered in whole, or in part, at more than one campus or location?

Exclude those locations where only 1 course is offered (e.g., an urban design center) and include any location where students can complete at least 45% of the curriculum.

If YES, please provide location and credit hours offered.

City and State Country Credit Hours



Section C

SECTION C. TUITION, FEES AND FINANCIAL SUPPORT FOR STUDENTS IN NAAB-ACCREDITED PROGRAMS

1. Tuition is defined as “the amount of money charged to students for instructional services. Tuition may be charged per credit, per term, or per academic year.”

For part-time tuition rates, include the cost per credit or course.

a. What were the total annual tuition and fees for the NAAB-accredited degree program(s) for the last academic year? This should be the sum of all required semesters/quarters.

If your institution does not differentiate between in-state and out-of-state tuition, please list your tuition under out-of-state.

B. Architecture

If this section is not applicable, please enter all zeros (0).

Tuition Fees**Full-Time Student**

In-State	5426	2006
Out-of-State	19152	2006

Part-Time Student

In-State	181	2006
Out-of-State	639	2006



b. Does the institution offer discounted or differential tuition for a NAAB-accredited degree program?No

c. Is a summer session required for any portion of your accredited degree program(s)?No
If yes, indicate the additional tuition and fees for the summer program

Tuition Fees**Full-Time Student**

In-State	5426	2006
Out-of-State	19152	2006

Part-Time Student

In-State	181	2006
Out-of-State	639	2006



d. Does the institution offer discounted or differential tuition for summer courses for a NAAB-accredited degree program?No

Additional Comments

Please provide any comments on Question 1 Tuition and Fees to explain any special circumstances that impact tuition and fees.

**2. Financial Aid**

a. What percentage of students received financial aid at both the institutional and architecture program levels (grants, loans, assistantships, scholarships, fellowships, tuition waivers, tuition discounts, veteran's benefits, employer aid [tuition reimbursement] and other monies [other than from relatives/friends] provided to students to meet expenses)?

This includes Title IV subsidized and unsubsidized loans provided directly to student) provided by the institution to students enrolled in each program(s) leading to a NAAB accredited degree during the last fiscal year.

b. What percentage of students are Pell Grant eligible?

Percentages of students receiving aid Average amount by types of aid**a. Institution**

Federal Grants	31	\$4,050.00
State/Local Grants	2	\$15,303.00
Institutional Grants	2	\$4,604.00
Student Loans	46	\$4,576.00

b. Architecture Program

Federal Grants	46	\$4,618.00
State/Local Grants	0	\$0.00
Institutional Grants	0	\$0.00
Student Loans	57	\$4,654.00



Architecture Program Percentages of students eligible for Pell Grant	
All Programs	49
B. Arch	49
M. Arch	0
D. Arch	0



Amount:



If tuition, how much?



If credit hours, how many?



Section D

SECTION D. STUDENT CHARACTERISTICS FOR NAAB-ACCREDITED AND PREPROFESSIONAL PROGRAMS

1. First year students/entering students:

Indicate the number of individuals who enrolled during the last fiscal year. Exclude readmitted students who were counted as enrolled in a prior year). Information about ethnicity must be based on self-identification information provided by the individual.

Please fill out these tables completely, entering 0 for blanks. Please use whole, positive integers and do not include '\$' or ',' A person can only be counted in one group.

B. Architecture Total Entering Students



	Male		Female		Total		Grand Total
	Full-Time	Part-Time	Full-Time	Part-Time	Full-Time	Part-Time	
American Indian or Alaska Native	0	0	0	0	0	0	0
Asian	1	0	2	0	3	0	3
Native Hawaiian or other Pacific Islander	0	0	1	0	1	0	1
Black or African American	5	0	8	0	13	0	13
Hispanic/Latino	12	0	4	0	16	0	16
White	30	0	14	0	44	0	44
Two or more races	0	0	1	0	1	0	1
Nonresident alien	2	0	1	0	3	0	3
Race and ethnicity unknown	1	0	0	0	1	0	1
TOTAL	51	0	31	0	82	0	82



2. Total undergraduate/graduate architecture enrollment in NAAB accredited program by race/ethnicity:

Please fill out these tables completely, entering 0 for blanks. Please use whole, positive integers and do not include '\$' or ',' A person can only be counted in one group.

B. Architecture Total Enrollment:



	Male	Female	Total

Full-Time Part-Time Full-Time Part-Time Full-Time Part-Time Grand Total

American Indian or Alaska Native	0	0	0	0	0	0	0
Asian	7	2	6	3	13	5	18
Native Hawaiian or other Pacific Islander	1	0	3	0	4	0	4
Black or African American	30	13	34	8	64	21	85
Hispanic/Latino	36	10	20	11	56	21	77
White	80	24	49	13	129	37	166
Two or more races	6	5	4	2	10	7	17
Nonresident alien	12	2	3	2	15	4	19
Race and ethnicity unknown	1	1	0	1	1	2	3
TOTAL	173	57	119	40	292	97	389



Section E

SECTION E. DEGREES AWARDED

The information requested in this section should be provided by the unit within the institution responsible for submitting the annual Completion Report to the National Center for Education Statistics and IPEDS.

1. What is the total number of NAAB-accredited degrees that were awarded in the last fiscal year?

B. Architecture

	Male	Female	Total	Grand Total
American Indian or Alaska Native	0	0	0	0
Asian	1	2	3	3
Native Hawaiian or other Pacific Islander	0	0	0	0
Black or African American	6	4	10	10
Hispanic/Latino	1	0	1	1
White	3	4	7	7
Two or more races	2	0	2	2
Nonresident alien	1	0	1	1
Race and ethnicity unknown	0	0	0	0
TOTAL	14	10	24	24



2. Time to Completion:

The amount of time necessary for a student to complete all requirements for a degree or certificate according to the institution's catalog.

B. Architecture

a. Time to completion equals the total number of semesters/quarters to complete the degree.

12


b. Percentage of students who graduate.

34

3. Graduation rate for :

The rate required for disclosure and/or reporting purposes under Student Right-to-Know. This rate is calculated as the total number of completers within 150% of normal time divided by the revised cohort minus any allowable exclusions. This information should be provided by the unit within the institution responsible for reporting data to the National Center for Education Statistics. This information should also be provided by the unit within the institution responsible for preparing IPEDS report.

Graduation rate for institution:

46 
Graduation rate for B. Architecture program

42 

Section F

SECTION F. RESOURCES FOR NAAB-ACCREDITED PROGRAMS

This section captures information on the resources of NAAB-accredited degree programs.

1. Total number of permanent workstations (studio desks) that can be assigned to students enrolled in design studios:

Main campus

513 

2. Are your students required to have a laptop computer?

Yes 

3. Any portion of program offered online? (NAAB accredited program only)

No

Credit Hours

0

4. Please indicate which of the following learning resources are available to all students enrolled in NAAB-accredited degree program(s):

Resource Type	Available?
Shop	Yes
Computer Facilities (Lab)	Yes
Computer Output Facilities (Plotters, Specialized plotting)	Yes
Digital Fabrication Facilities	Yes
Wireless Network	Yes
Image Collection (Slide Library)	No
Photo Studio/Darkroom	Yes
Lecture Series	Yes
Gallery/Exhibits	Yes
Other	Yes




If other resources are available, please describe: Supplemental Instruction Lab

Digital Analytics Lab

Materials Library



5. Financial Resources


a. Total revenue from all sources (if you have more than one degree program, please include the financial resources for both programs combined) 2811339 

b. Expenditures

i. Instruction

2388019 

ii. Capital

410979 

iii. Overhead

93188 

c. Per Student Expenditure: What is the average per student expenditure for students enrolled in a NAAB-accredited degree program?

This is the total amount of goods and services, per student, used to produce the educational services provided by the NAAB-accredited program.

Section G

SECTION G. HUMAN RESOURCE SUMMARY (Architecture Program)

1. Credit Hours Taught

(Please include the actual number of credit hours taught as a whole, broken down by faculty type, in the accredited program.)

Please enter the total for the full academic year

i. Total credit hours taught by full-time instructional faculty:

417 

ii. Total credit hours taught by part-time instructional faculty:

0 

iii. Total credit hours taught by adjunct faculty:

31 

2. Instructional Faculty

a. Full-time Instructional Faculty

Those members of the instructional/research staff who are employed full time and whose major assignment is instruction, including those with release time for research. Includes full-time faculty for whom it is not possible to differentiate between teaching, research, and public service because each of these functions is an integral component of his/her regular assignment.

Professor

	Tenured		Tenure-Track				Non-Tenure Track		TOTAL	
	Male	Female	Male	Female	Male	Female	Male	Female	Grand Total	
American Indian or Alaska Native	0	0	0	0	0	0	0	0	0	
Asian	2	0	0	0	0	0	2	0	2	
Native Hawaiian or other Pacific Islander	0	0	0	0	0	0	0	0	0	
Black or African American	0	0	0	0	0	0	0	0	0	
Hispanic/Latino	0	0	0	0	0	0	0	0	0	
White	1	0	0	0	0	0	1	0	1	
Two or more races	0	0	0	0	0	0	0	0	0	
Nonresident alien	0	0	0	0	0	0	0	0	0	
Race and ethnicity unknown	0	0	0	0	0	0	0	0	0	
TOTAL	3	0	0	0	0	0	3	0	3	



Associate Professor

	Tenured		Tenure-Track				Non-Tenure Track		TOTAL	
	Male	Female	Male	Female	Male	Female	Male	Female	Grand Total	
American Indian or Alaska Native	0	0	0	0	0	0	0	0	0	
Asian	1	2	0	0	0	0	1	2	3	
Native Hawaiian or other Pacific Islander	0	0	0	0	0	0	0	0	0	
Black or African American	1	0	0	0	0	0	1	0	1	
Hispanic/Latino	0	0	0	0	0	0	0	0	0	
White	5	2	0	0	0	0	5	2	7	
Two or more races	0	0	0	0	0	0	0	0	0	
Nonresident alien	0	0	0	0	0	0	0	0	0	
Race and ethnicity unknown	0	0	0	0	0	0	0	0	0	
TOTAL	7	4	0	0	0	0	7	4	11	



Assistant Professor

	Tenured		Tenure-Track		Non-Tenure Track		TOTAL		
	Male	Female	Male	Female	Male	Female	Male	Female	Grand Total
American Indian or Alaska Native	0	0	0	0	0	0	0	0	0
Asian	0	0	2	0	0	2	2	2	4
Native Hawaiian or other Pacific Islander	0	0	0	0	0	0	0	0	0
Black or African American	0	0	0	0	0	0	0	0	0
Hispanic/Latino	0	0	0	0	0	0	0	0	0
White	0	0	2	0	0	1	2	1	3
Two or more races	0	0	0	0	0	0	0	0	0
Nonresident alien	0	0	0	0	0	0	0	0	0
Race and ethnicity unknown	0	0	0	0	0	0	0	0	0
TOTAL	0	0	4	0	0	3	4	3	7



b. Part-Time Instructional Faculty
Professor

	Tenured		Tenure-Track		Non-Tenure Track		TOTAL		
	Male	Female	Male	Female	Male	Female	Male	Female	Grand Total
American Indian or Alaska Native	0	0	0	0	0	0	0	0	0
Asian	0	0	0	0	0	0	0	0	0
Native Hawaiian or other Pacific Islander	0	0	0	0	0	0	0	0	0
Black or African American	0	0	0	0	0	0	0	0	0
Hispanic/Latino	0	0	0	0	0	0	0	0	0
White	0	0	0	0	0	0	0	0	0
Two or more races	0	0	0	0	0	0	0	0	0
Nonresident alien	0	0	0	0	0	0	0	0	0
Race and ethnicity unknown	0	0	0	0	0	0	0	0	0
TOTAL	0	0	0	0	0	0	0	0	0



Associate Professor

	Tenured		Tenure-Track		Non-Tenure Track		TOTAL		
	Male	Female	Male	Female	Male	Female	Male	Female	Grand Total
American Indian or Alaska Native	0	0	0	0	0	0	0	0	0
Asian	0	0	0	0	0	0	0	0	0
Native Hawaiian or other Pacific Islander	0	0	0	0	0	0	0	0	0
Black or African American	0	0	0	0	0	0	0	0	0
Hispanic/Latino	0	0	0	0	0	0	0	0	0
White	0	0	0	0	0	0	0	0	0
Two or more races	0	0	0	0	0	0	0	0	0
Nonresident alien	0	0	0	0	0	0	0	0	0
Race and ethnicity unknown	0	0	0	0	0	0	0	0	0
TOTAL	0	0	0	0	0	0	0	0	0



Assistant Professor

	Tenured		Tenure-Track		Non-Tenure Track		TOTAL		
--	---------	--	--------------	--	------------------	--	-------	--	--

	Male	Female	Male	Female	Male	Female	Male	Female	Grand Total
American Indian or Alaska Native	0	0	0	0	0	0	0	0	0
Asian	0	0	0	0	0	0	0	0	0
Native Hawaiian or other Pacific Islander	0	0	0	0	0	0	0	0	0
Black or African American	0	0	0	0	0	0	0	0	0
Hispanic/Latino	0	0	0	0	0	0	0	0	0
White	0	0	0	0	0	0	0	0	0
Two or more races	0	0	0	0	0	0	0	0	0
Nonresident alien	0	0	0	0	0	0	0	0	0
Race and ethnicity unknown	0	0	0	0	0	0	0	0	0
TOTAL	0	0	0	0	0	0	0	0	0



c. Adjunct Faculty

Non-tenure track faculty service in a temporary or auxiliary capacity to teach specific courses on a course-by-course basis. Includes both faculty who are hired to teach an academic degree-credit course and those hired to teach a remedial, developmental or ESL course; whether the later three categories earn college credit is immaterial. Excludes regular part-time faculty, graduate assistants, full-time professional staff who may teach individual courses (such as the dean or academic advisor) and appointees who teach non-credit courses exclusively).

Please fill out these tables completely, entering 0 for blanks. Please use whole, positive integers and do not include dollar signs (\$) or commas. A person can only be counted in one group.

	TOTAL		
	Male	Female	Grand Total
American Indian or Alaska Native	0	0	0
Asian	1	2	3
Native Hawaiian or other Pacific Islander	0	0	0
Black or African American	1	0	1
Hispanic/Latino	0	0	0
White	5	0	5
Two or more races	0	0	0
Nonresident alien	0	0	0
Race and ethnicity unknown	0	0	0
TOTAL	7	2	9



3. Faculty Credentials:

Include adjuncts only if the adjuncts are considered Professor, Associate Professor or Assistant Professor.

Faculty Credentials

	Professor		Associate Professor		Assistant Professor		Instructor		Grand Total
	Male	Female	Male	Female	Male	Female	Male	Female	
D. Arch. (accredited)	3	0	2	2	3	1	0	0	11
M. Arch. (accredited)	0	0	5	2	1	2	0	0	10
B. Arch. (accredited)	0	0	0	0	0	0	0	0	0
Ph.D. in architecture	0	0	0	0	0	0	0	0	0
Ph.D. in other discipline	0	0	0	0	0	0	0	0	0
Post-professional graduate degree in architecture	0	0	0	0	0	0	0	0	0
Other degrees	0	0	0	0	0	0	0	0	0
Registered in U.S. Jurisdiction	0	0	0	0	0	0	0	0	0
TOTAL	3	0	7	4	4	3	0	0	21



4. Average annual salaries

Please fill out these tables completely, entering 0 for blanks. Please use whole, positive integers, and do not include dollar signs (\$) or commas. A person can only be counted in one group.

	Number	Minimum	Average	Maximum	Univ. Average
Professor	79680	85514	89922	94500	
Associate Professor	62814	73378	82919	76217	
Assistant Professor	49400	50329	64783	67485	
Instructor	0	0	0	0	

