

The background of the slide is a light gray gradient with several realistic water droplets of various sizes scattered across it. The droplets have highlights and shadows, giving them a three-dimensional appearance. The title text is centered in the middle of the slide.

HYBRID COURSE DEVELOPMENT

ROBERT SWIFT

AGENDA

- WHAT IS A “HYBRID COURSE”?
- BEST PRACTICES FOR HYBRID COURSE DEVELOPMENT.
- MY ROLE IN SUPPORTING FACULTY IN HYBRID COURSE DEVELOPMENT.
- RESOURCES OFFERED BY THE DISTANCE LEARNING CENTER FOR FACULTY.

WHAT IS A HYBRID COURSE?

- THE COMBINATION OF ONLINE DELIVERY OF EDUCATIONAL CONTENT WITH THE BEST FEATURES OF CLASSROOM INTERACTION AND LIVE INSTRUCTION TO PERSONALIZE LEARNING, ALLOW THOUGHTFUL REFLECTION, AND DIFFERENTIATE INSTRUCTION FROM STUDENT TO STUDENT ACROSS A DIVERSE GROUP OF LEARNERS (INACOL).

HYBRID INSTRUCTION

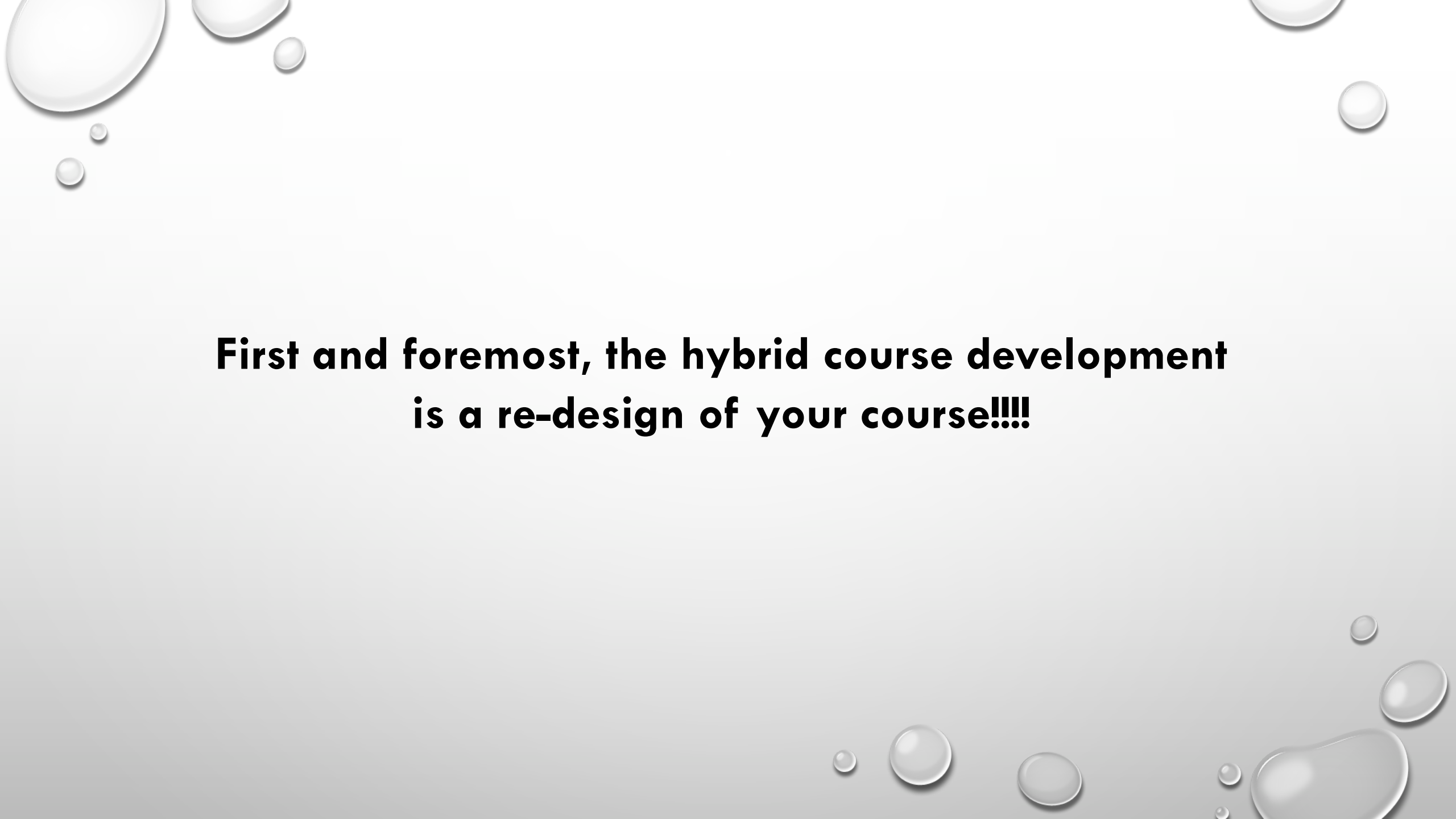
- USG – “HYBRID TECHNOLOGY IS USED TO DELIVER 50% OR LESS OF CLASS SESSIONS BUT AT LEAST ONE CLASS SESSION IS REPLACED BY TECHNOLOGY.
- WHAT DOES A HYBRID LOOK LIKE AT KSU?
 - F2F TIME IS REDUCED, BUT TIME SPENT ON INSTRUCTION IS NOT REDUCED.

WHY A HYBRID COURSE?

- GREATER SCHEDULE FLEXIBILITY FOR BOTH STUDENTS AND INSTRUCTORS.
- PROMOTES SELF-DIRECTED LEARNING.
- OUT-OF-CLASS ACTIVITIES ARE BETTER INTEGRATED WITH IN-CLASS ACTIVITIES.
- HELPS TO ENCOURAGE ACTIVE LEARNING BECAUSE STUDENTS ARE DOING, RATHER THAN EXPERIENCING OR READING.
- STUDENTS CAN REVIEW LECTURES, COURSE NOTES, AND OTHER MATERIALS ON THEIR OWN TIME.
- STUDENTS WHO RARELY TAKE PART IN CLASSROOM DISCUSSIONS ARE MORE LIKELY TO PARTICIPATE ONLINE, WHERE THEY GET TIME TO “THINK BEFORE THEY TYPE.”

The image features a light gray background with a subtle gradient. In the top-left and bottom-right corners, there are several realistic-looking water droplets of various sizes, rendered with soft shadows and highlights to give them a three-dimensional appearance. The text "BEST PRACTICES!!!" is centered horizontally in the middle of the page.


BEST PRACTICES!!!

The background of the slide is a light gray gradient. It is decorated with several realistic water droplets of various sizes, scattered in the corners. The droplets have highlights and shadows, giving them a three-dimensional appearance. The text is centered in the middle of the slide.

**First and foremost, the hybrid course development
is a re-design of your course!!!!**




WHAT TO CONSIDER?

- TEACH YOUR COURSE IN A TRADITIONAL SETTING PRIOR TO A HYBRID FORMAT.
 - PROVIDE STUDENTS WITH TECHNICAL SUPPORT.
 - ENCOURAGE THE DEVELOPMENT OF TIME MANAGEMENT SKILLS.
 - MAKE YOUR SYLLABUS AVAILABLE FOR STUDENTS TO VIEW PRIOR TO THE BEGINNING OF THE COURSE.
 - CLEARLY EXPLAIN ALL AVAILABLE ONLINE COMMUNICATION TOOLS.
 - MAKE STUDENTS AWARE OF YOUR OFFICE HOURS.
- 




PREPARING YOURSELF FOR THE BLENDED LEARNING ENVIRONMENT

- 1) TAKE IT EASY!!!
 - 2) FOCUS ON DESIGN, NOT TECHNOLOGY
 - 3) USE THE RESOURCES ALREADY AVAILABLE
 - 4) YOU ARE NOT ALONE!!!
 - 5) MANAGE YOUR STUDENTS EXPECTATIONS
 - 6) PREPARE FOR ANTICIPATED PROBLEMS
 - 7) THE LITTLE THINGS COUNT!!!
- 



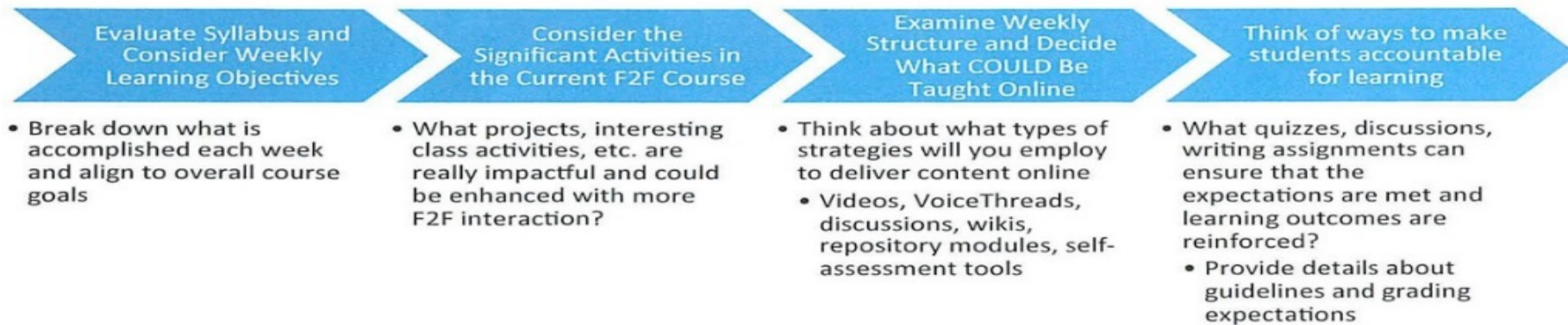
PREPARING STUDENTS FOR THE BLENDED LEARNING ENVIRONMENT

- 1) STUDENTS' EXPECTATIONS ABOUT BLENDED LEARNING
 - 2) RESPONSIBILITY FOR LEARNING
 - 3) TIME MANAGEMENT
 - 4) TECHNOLOGY
- 



**What is my role (ID) in supporting
faculty in hybrid course development?**

Basics of the F2F to Hybrid Conversion



RESOURCES OFFERED BY THE DISTANCE LEARNING CENTER (DLC)

- ONE-ON-ONE INSTRUCTIONAL DESIGN SUPPORT
- PROVIDING TECHNOLOGY DOCUMENTATION
- TECHNOLOGY TRAINING AND SUPPORT
- WEB ACCESSIBILITY INFORMATION
- PROCTORED EXAMS
- FOR ADDITIONAL INFORMATION, VISIT [THE DLC WEBSITE](#).

The image features a light gray gradient background with several realistic water droplets of varying sizes scattered in the corners. The droplets have highlights and shadows, giving them a three-dimensional appearance. The text is centered in the middle of the frame.

Questions?????